

SONY
make.believe



VPL-C Series

Basic Installation Projectors

VPL-CW255

VPL-CX235



BrightEra™

HDMI

Installation Flexibility, Energy Efficient, and Good TCO with a Stylish Design

The VPL-CW255 and VPL-CX235 deliver installation flexibility, energy efficient features, and a low total cost ownership in a stylish design that blends into any decor. Their image correction features and lens shift/zoom capability easily allow users to fit any image onto the screen, even from an offset projection angle. Additionally, these projectors are economically designed for optimum energy efficiency, with features like the auto power saving function, picture muting function with lamp control technology, long-lasting lamp, and low power consumption. The VPL-CW255 offers 4,500 lumens* brightness and wide screen projection with WXGA resolution, while the VPL-CX235 provides 4,100 lumens* brightness and high image quality with XGA resolution. Packed with features that enhance functionality and ease of use, the VPL-CW255 and VPL-CX235 are thoughtfully designed installation projectors for environments ranging from middle- and large-sized classrooms to conference rooms and beyond.

*ISO21118

FEATURES


Installation Advantages

Vertical/Horizontal Keystone Distortion

With these projectors, keystone distortion of vertically up to +/- 30 degrees and horizontally up to +/- 20 degrees can be digitally corrected via the on-screen operation menu and/or the Remote Commander™ unit. This enables detailed images to be projected with their correct geometry, even when installation space is limited.



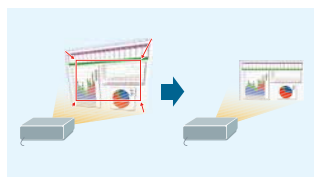
Vertical keystone correction



Horizontal keystone correction
simulated images

Advanced Geometric Correction

Each corner can be grabbed and fitted squarely to the desired position. This feature is useful when an offset projection is necessary.



Four corners correction

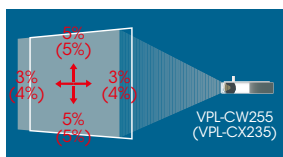


Four sides correction

simulated images

Fine Lens Shift

The lens shift function allows image position to be easily fine-tuned vertically or horizontally.



simulated images

Convenient, Simple Projector Replacement

The standard 1.5x zoom lens enables installation flexibility when replacing an existing projector with the VPL-CW255 or VPL-CX235 (Throw ratio VPL-CW255 1.66:1 to 2.41:1, VPL-CX235 1.32:1 to 1.91:1) – there's no need to change ceiling mount positions.

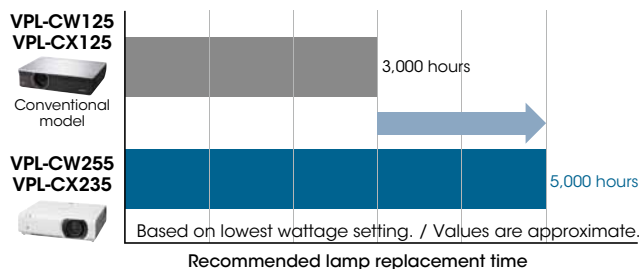
"Blend-in" Design

The VPL-CW255 and VPL-CX235 showcase a new low-profile chassis, so these projectors appear to blend into the ceiling or wall on which they are mounted.

Cost-efficient, Energy-efficient Design

Long-lasting Lamp

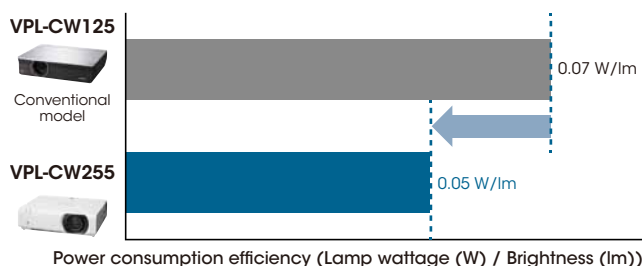
By incorporating a high-performance lamp and advanced lamp-control technology, the VPL-CW255 and VPL-CX235 deliver an extremely long lamp replacement time of up to 5,000 hours.*



* Based on lowest wattage setting. Values are approximate and may vary due to environmental conditions and usage.

Low Power Consumption

The VPL-CW255 and VPL-CX235 offer remarkably low power consumption which can help users save on their electricity expenses.



The values are approximate.

Lamp and Filter Synchronized Maintenance

The expected lamp maintenance time for each model can reach up to 5,000 hours depending on the selected lamp mode, and dust filters require the same maintenance interval. Synchronizing the timing of lamp and filter maintenance enables users to reduce the numbers of "ladder climbs" for maintenance.

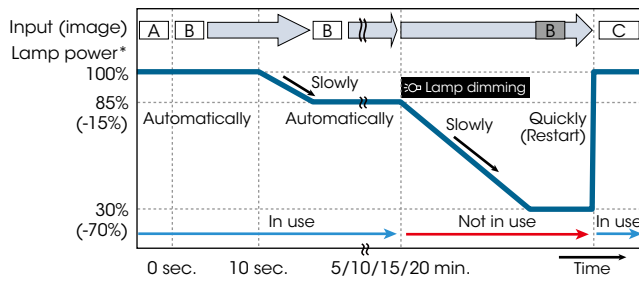
ECO MODE Key

With a single push of the ECO MODE key on either the projector or the supplied Remote Commander unit, users can select an energy-saving setting from the ECO Mode menu.



Lamp Dimming Function

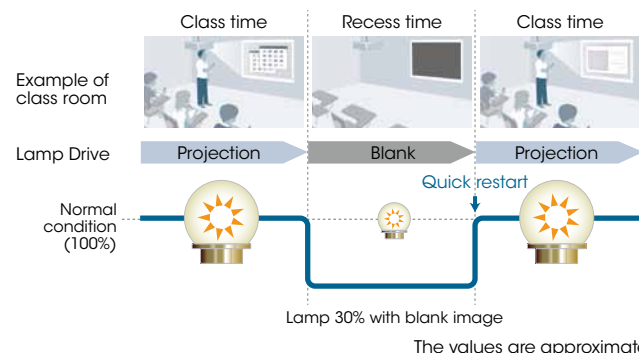
The VPL-CW255 and VPL-CX235 are equipped with a lamp dimming function. After 10 seconds of a static signal being fed, the lamp dims by approximate 15% which is hardly noticeable. If one of these projectors is left powered on while not in use, after a set period of time it will automatically detect no change of signal input and will dim the lamp to as low as approximately 30% of original brightness to help reduce energy consumption.



* Lamp high mode, VPL-CX235. The values are approximate.

Picture Muting

The VPL-CW255 and VPL-CX235 can temporarily mute projection. This function can be easily operated with just the touch of a button on the supplied Remote Commander unit. During the picture muting, the lamp will automatically run at reduced power for economical operation.




Superb Picture Quality

Brilliant Color Performance

The VPL-CW255 and VPL-CX235 adopt a 3LCD projection system incorporating three LCD panels. This system enables each projector to present bright and natural images. By combining an advanced generation of inorganic LCD panels that utilize Sony BrightEra™ technology with a 3LCD projection system, the VPL-CW255 and VPL-CX235 offer high picture quality and brightness.

High Resolution Lens

The VPL-CW255 and VPL-CX235 incorporate a high-resolution lens known as the Advanced Crisp Focus (ACF) lens. Its large diameter and fine pitch ensure crisp pictures.



simulated images

WXGA/XGA Resolution

The VPL-CX235 offers native XGA resolution for high picture quality. XGA resolution of 1024 x 768 contains 60% more pixels compared to SVGA resolution of 800 x 600. As a result, XGA resolution delivers much greater detail and finer images. The VPL-CW255 can present dynamic images in native WXGA resolution on a widescreen. WXGA resolution allows projection in a wider display range compared to SVGA and XGA resolution. More information can be displayed on the screen.

12-bit 3D Gamma Correction

The VPL-CW255 and VPL-CX235 incorporate 12-bit 3D gamma correction circuitry to perform highly accurate gamma correction, achieving smoother gradations and a richer gray scale.

Dynamic Detail Enhancer

This technology generates optimized images depending on the type of input signal through the interlace-to-progressive conversion processor.

HDMI Interface

The VPL-CW255 and VPL-CX235 are equipped with a High-Definition Multimedia Interface™ (HDMI), which is the latest standard for digitally connecting to high-definition (HD) devices.

Other Features

Closed Captioning

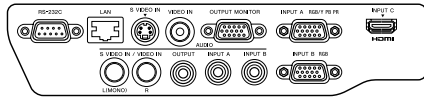
Official teletext broadcasting, developed by the NCI, USA

Network and Control

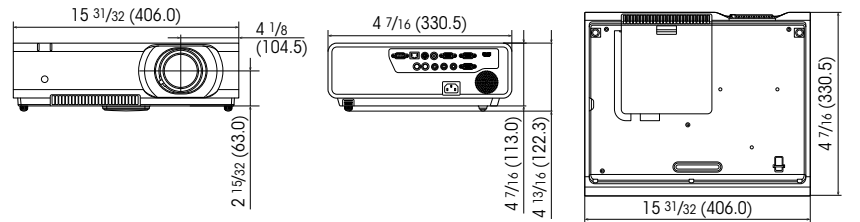
Controls and monitors projector status
Compatible with various control systems



CONNECTOR PANELS



DIMENSIONS



SPECIFICATIONS

		VPL-CW255	VPL-CX235
Display system		3 LCD system	
Display device	Size of effective display area	0.75" (19 mm) x 3, BrightEra, Aspect ratio: 16:10	0.63" (16 mm) x 3, BrightEra, Aspect ratio: 4:3
	Number of pixels	3,072,000 (1280 x 800 x 3) pixels	2,359,296 (1024 x 768 x 3) pixels
Projection lens	Zoom	Manual (Approx. x1.5)	
	Focus	Manual	
	Lens shift	Manual, Vertical: +/- 5%, Horizontal: +/- 3%	Manual, Vertical: +/- 5%, Horizontal: +/- 4%
	Throw Ratio	1.32:1 to 1.91:1	1.66:1 to 2.41:1
Light source		High-pressure mercury lamp 245 W type	
Recommended lamp replacement time*1		3000 H / 4000 H / 5000 H (Lamp mode: High / Standard / Low)	
Filter cleaning cycle*1		Max. 5000 H, Same time as the lamp replacement is recommended	
Screen size		40" to 300" (1.02 m to 15.24 m)	
Light output (Lamp mode: High / Standard / Low)		4500 lm / 3400 lm / 2500 lm	4100 lm / 3100 lm / 2200 lm
Color light output (Lamp mode: High / Standard / Low)		4500 lm / 3400 lm / 2500 lm	4100 lm / 3100 lm / 2200 lm
Contrast ratio (full white / full black)*2		3700:1	3100:1
Displayable scanning frequency	Horizontal	19 kHz to 92 kHz	
	Vertical	48 Hz to 92 Hz	
Display resolution	Computer signal input	Maximum display resolution: UXGA 1600 x 1200 dots*3 Panel display resolution: 1280 x 800 dots	
	Video signal input	NTSC, PAL, SECAM, 480/60i, 576/50i, 480/60p, 576/50p, 720/60p, 720/50p, 1080/60i, 1080/50i	
Color system		NTSC3.58, PAL, SECAM, NTSC4.43, PAL-M, PAL-N, PAL60	
Keystone correction		Vertical: Max. +/- 30 degrees (auto), Horizontal: Max. +/- 20 degrees	
OSD language		20-languages (English, Dutch, French, Italian, German, Spanish, Portuguese, Turkish, Polish, Russian, Swedish, Norwegian, Japanese, Simplified Chinese, Traditional Chinese, Korean, Thai, Vietnamese, Arabic, Farsi)	
Computer and video signal input/output	INPUT A	RGB / Y Pb Pr input connector: Mini D-sub 15-pin (female), Audio input connector: Stereo mini jack	
	INPUT B	RGB input connector: Mini D-sub 15-pin (female), Audio input connector: Stereo mini jack	
	INPUT C	HDMI input connector: HDMI 1.9-pin, HDCP support, Audio input connector: HDMI audio support	
	S VIDEO IN	S video input connector: Mini DIN 4-pin, Audio input connector: Pin jack (x2) (shared with VIDEO IN)	
	VIDEO IN	Video input connector: Pin jack, Audio input connector: Pin jack (x2) (shared with S VIDEO IN)	
OUTPUT		Monitor output connector*4: Mini D-sub 15-pin (female), Audio output connector*5: Stereo mini jack (variable out)	
Control signal input/output		RS-232C connector: D-sub 9-pin (female), LAN connector: RJ-45, 10BASE-T/100BASE-TX	
Operating temperature (Operating humidity)		32°F to 104°F / 0°C to 40°C (35% to 85%; no condensation)	
Storage temperature (Storage humidity)		-4°F to +140°F / -10°C to +60°C (10% to 90%)	
Power requirements		AC 100 V to 240 V, 1.4 A to 3.6 A, 50 Hz / 60 Hz	
Power consumption	AC 100 V to 120 V	340 W / 280 W / 240 W (Lamp mode: High / Standard / Low)	
	AC 220 V to 240 V	320 W / 265 W / 225 W (Lamp mode: High / Standard / Low)	
Standby mode power consumption	AC 100 V to 120 V	3 W / <0.5 W (Standby mode: Standard / Low)	
	AC 220 V to 240 V	3 W / <0.5 W (Standby mode: Standard / Low)	
Heat dissipation	AC 100 V to 120 V	1160 BTU	
	AC 220 V to 240 V	1092 BTU	
Outside dimensions		W 15 31/32 x H 4 13/16 x D 13 inches (W 406 x H 122.3 x D 330.5 mm) W 15 31/32 x H 4 7/16 x D 13 inches (W 406 x H 113 x D 330.5 mm) (without projecting parts)	
Weight		12 lb 2 oz / 5.5 kg	
Supplied accessories		RM-PJ7 Remote Commander (1), Lithium battery: CR2025 (1), AC Power Cord (1), Mini D-sub 15-pin cable (1), Lens Cap (1), Quick Reference Manual (1), Operating Instructions (1)	
Replacement lamp		LMP-C240	

*1 Values are approximate and may vary based on settings, environmental conditions, and usage. *2 This value is average.

*3 Available for the VESA Reduced Blanking signal. *4 Not available in standby. From INPUT A and INPUT B.

*5 Works as an audio switcher function. Output from a selected channel; not available in standby.

©2012 Sony Corporation. All rights reserved.

Reproduction in whole or in part without written permission is prohibited.

Features and specifications are subject to change without notice.

Sony, the Sony make.believe, BrightEra, and Remote Commander logos are trademarks of Sony.

Trademark PJLink is a trademark applied for trademark rights in Japan,

the United States of America and other countries and areas.

HDMI, the HDMI logo, and High-Definition Multimedia Interface are trademarks or registered trademarks of HDMI Licensing LLC in the United States and other countries.

All other trademarks are the trademarks of their respective owners.