

Epson Revolutionises Projector Market with 3LCD Technology and Leads as World's No.1* Projector Brand for 9 Consecutive Years!

* Based on independent research by Futuresource Consulting

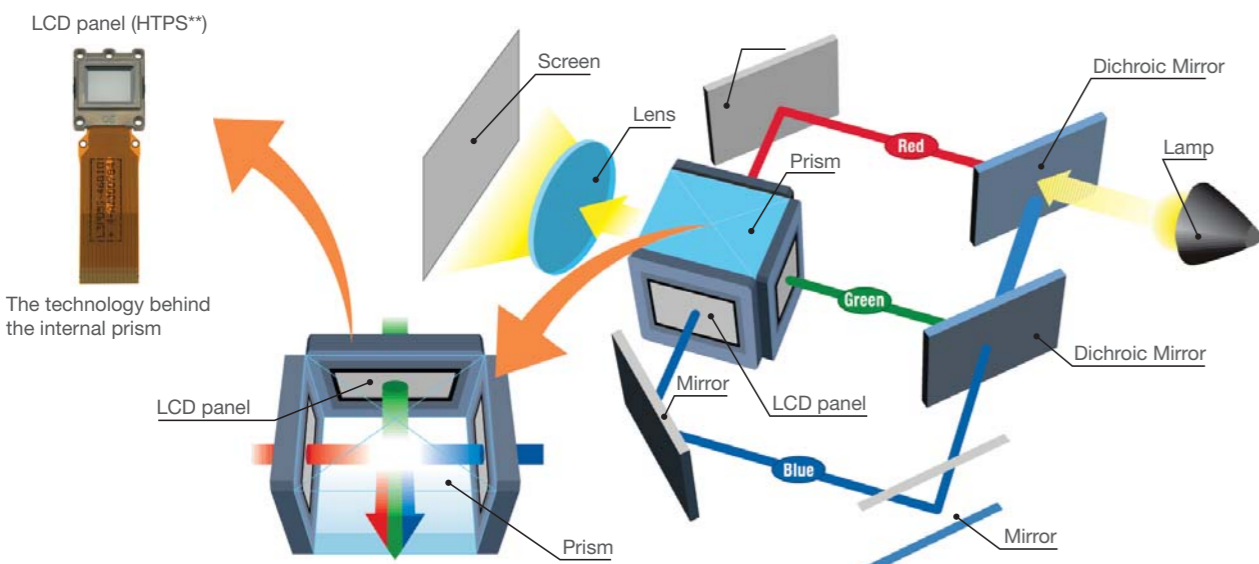
Advantages of 3LCD Projection System

Bright Images and Faithful Colour Reproduction

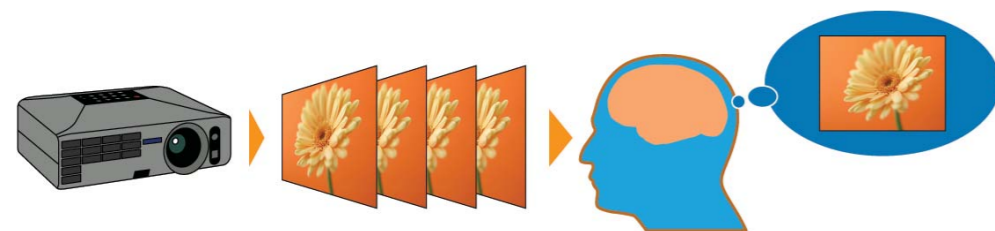
3LCD projectors offer all-time colour (Red, Green and Blue) projection thereby ensuring faithful full colour reproduction. This is suitable for projection of colour intensive images such as videos, photographs and colour charts.

Incredible Details

3LCD projectors are able to produce an unparalleled range of grayscale images which contributes to delivering incredible colour images that is smooth and seamless.



3LCD projector : RGB are projected at the same time which makes the single composite image easy on the eyes.



** HTPS (High Temperature Poly-Silicon) is an active matrix transmissive LCD. It is extremely small and produces high quality images.

Gentle on the Eyes

3LCD projectors' images do not suffer from colour break-up (commonly known as rainbow effect). The projections are easy on the eyes as you will not be affected by any distorted pattern.

3LCD projectors use 3 separate LCD panels to form a continuous image containing all colours (red, blue and green) ensuing smooth video playback; even for rapid-motion images.

Reliable Technology

With more than 60 million 3LCD chips shipped to date, the powerful and road-tested 3LCD projection technology is extremely reliable and is trusted by many throughout to deliver sharp and true-to-life images.



EPSON
EXCEED YOUR VISION

EB-85H/825H/826WH

SPECIFICATIONS

	MODEL NUMBER	EB-85H	EB-825H	EB-826WH
SUPPLIED ACCESSORIES				
Power Cable	3.0m			
Computer Cable	1.8 m D-sub 15pin (Male) - D-sub 15pin (Male)			
USB Cable	1.8 m, USB A/USB B			
Remote Control	Compact type			
Battery	Manganese AA x 2			
Bundled Software	EPSON Projector Software for Meeting & Monitoring (CD-ROM)			
Password Protect Sticker				
User's Manual Set				
OPTIONAL ACCESSORIES				
Spare Lamp	ELPLP50			
Air Filter Set	ELPAF22			
Soft Carrying Case	ELPKS16B			
50" Portable Roll Screen	ELPSC06			
60" Portable Roll Screen	ELPSC07			
80" Portable Roll Screen	ELPSC08			
100 Type Screen	ELPSC10			
Wireless LAN Unit	ELPAP03			
Quick Wireless Connection USB Key	ELPAP05 With Quick Wireless Connection Ver 1.11 (for Windows)			
USB Document Camera	ELPDC06 (Projector Direct Connection, Via PC)			
CONNECTOR PANEL				
1 LAN Port				
2 USB (Type B) Port				
3 USB (Type A) Port				
4 Computer 2 Input Port				
5 Computer 1 Input Port				
6 S-Video Input Port				
7 Video Input Port				
8 Mic Input Port				
9 Audio Input 2 Port				
10 Audio Input 1 Port				
11 Audio Out Port				
12 Audio-L Input Port				
13 Audio-R Input Port				
14 Monitor Out Port				
15 RS-232C Port				
PROJECTION SYSTEM		RGB liquid crystal shutter projection system		
PROJECTION METHOD		Front / Rear / Ceiling mount		
SPECIFICATION OF MAIN PARTS				
LCD	PIXEL NUMBER NATIVE RESOLUTION ASPECT RATIO TYPE	786,432 dots (1024 x 768) x 3 XGA 4:3 Optical Zoom (Manual) / Focus (Manual)	1024,000 dots (1280 x 800) x 3 WXGA 16:10	
PROJECTION LENS	F-NUMBER FOCAL LENGTH TYPE	1.49 - 1.94 18.2 - 29.2 mm 200 W UHE (E-TORL)		
LAMP	LIFE	5000 hours (Power consumption: Normal), 6000 hours (Power consumption: ECO)		
SCREEN SIZE (PROJECTED DISTANCE)				
		30 to 300" [0.84 to 8.7 m] (Zoom : Wide)	29 to 280" [0.84 to 8.7 m] (Zoom : Wide)	
		30 to 300" [1.36 to 13.9 m] (Zoom : Tele)	29 to 280" [1.36 to 13.9 m] (Zoom : Tele)	
		Standard size: 60" screen 1.69 - 2.75 m		Standard size: 60" screen 1.79 - 2.92 m
		Throw ratio: 1.38 (Zoom : Wide), 2.24 (Zoom : Tele)		
LIGHT OUTPUT (BRIGHTNESS)				
NORMAL (COLOUR MODE: DYNAMIC, ZOOM : WIDE)		2600 lm	3000 lm	2500 lm
ECO (COLOUR MODE: DYNAMIC, ZOOM : WIDE)		2080 lm	2400 lm	2000 lm
COLOUR LIGHT OUTPUT (COLOUR BRIGHTNESS)		2600 lm	3000 lm	2500 lm (Colour mode: Dynamic)
CONTRAST	AUTO IRIS: ON AUTO IRIS: OFF	2000:1 Native 400:1	Native 300:1	
WIRELESS SPECIFICATION				
SUPPORTED SPEEDS FOR EACH MODE		IEEE 802.11b: 11 Mbps* IEEE 802.11g: 54 Mbps* IEEE 802.11a: 54 Mbps*		
		*Maximum speed and range is achievable when used with same enhanced mode technology. Actual data rates, features and performance may vary depending on your computer system, the environment and other factors.		
SUPPORTED MODE		Adhoc, Infrastructure		
CERTIFICATION		Wi-Fi CERTIFIED (for Wireless LAN unit)		
FREQUENCY TYPE (MODULATIONS)		802.11g/b (2.4GHz), 802.11a (5GHz) (DSSS/CCK, OFDM)		
MIC	INPUT SIGNAL INPUT TERMINAL	-55 dB to -40 dB (0 dB = 1V/Pa,1kHz) (TBD) Stereo mini jack (Plug in power is available)		
OPERATING TEMPERATURE		5 to 35 °C < 41 to 95 °F> (20 - 80% humidity)		
OPERATING ALTITUDE		0 to 2286 m < 0 to 7500 ft> (over 1500 m / 4,921 ft : with high altitude mode)		
STORAGE TEMPERATURE		-10 to 60 °C < 14 to 140 °F> (10 - 90% humidity, unfrozen)		
DIRECT POWER ON		Yes		
DIRECT POWER OFF		Yes		
START-UP PERIOD		8.5 seconds, warm-up period: 30 seconds		
COOL-DOWN PERIOD		Instant off		
AIR FILTER MAINTENANCE CYCLE		2000H+ *When used in the general office environment (the amount of floating dust: 0.04-0.2 mg/m ³). Based on Epson's in-house test results.		
POWER CONSUMPTION				
100 - 120V AREA		289 W (Lamp On - Brightness Control: Normal) 238 W (Lamp On - Brightness Control: ECO) 9.4 W (Standby - Network On) 0.4 W (Standby - Network Off)		
220 - 240V AREA		275 W (Lamp On - Brightness Control: Normal) 228 W (Lamp On - Brightness Control: ECO) 9.5 W (Standby - Network On) 0.7 W (Standby - Network Off)		
DIMENSION	EXCLUDE FEET (D X W X H) MAXIMUM DIMENSION (D X W X H)	250 x 327 x 95 mm 250 x 327 x 108 mm		
WEIGHT		Approx. 7.0 lbs. / 3.1 kg		
FAN NOISE	BRIGHTNESS CONTROL: HIGH BRIGHTNESS CONTROL: LOW	35 dB 28 dB		

EPSON is the registered trademark of Seiko Epson Corporation.
All other product names and other company names used herein are for identification purposes only and are the trademarks or registered trademarks of their respective owners.
EPSON disclaims any and all rights in those marks. Scan/Print samples shown herein are simulations. Specifications are subject to change without notice.

MULTIMEDIA PROJECTOR
EB-85H/825H/826WH

EPSON
EXCEED YOUR VISION

Perfect imaging solution easily, every time



A powerful, easy-to-use projector designed for high durability and efficiency. With low cost and ease of maintenance, this portable projector is ideal for use in a wide variety of venues and settings.

- **Superb picture reproduction in bright lit rooms**
Powerful brightness of 2500-3000lm delivers clear and crisp images even in bright rooms.
- **Long lamp life and simple maintenance features keep operating costs low**
E-TORL lamp lasts 6,000 hours and is easy to replace when required.
- **Versatile connectivity options**
Project PC images wirelessly or via LAN

Perfect imaging solution easily, every time



A highly durable, easy-to-use projector – ideal in a wide variety of venues and settings.



Multimedia Projector
EB-85H/825H/826WH

SUPERB PICTURE REPRODUCTION IN BRIGHT LIT ROOMS

Dimming the lights to make your business presentation is a thing of the past. With powerful brightness of 2500-3000lm, you can project crystal clear images in broad daylight and still be able to make that all-important eye contact with your audience.

LONG LAMP LIFE AND SIMPLE MAINTENANCE FEATURES KEEP OPERATING COSTS LOW

Extend the lifespan of the lamp with the refined E-TORL lamp, offering up to 6,000 hours of lamp life.

E-TORL Lamp
Conventional Lamp



Low power consumption decreases your total cost of ownership

Low power consumption of 0.4W in standby mode (when network is off).

Replacement of lamp and filter is effortless, even with ceiling-mounted installation



Lamp Change



Filter Change

CONNECT AT ANY VENUE

The following versatile connectivity, configuration and security options ensure you can connect at a wide variety of venues and settings, and give seamless presentations the way you want them, every time.

Wired LAN Projection

Project PC images wirelessly via an access point when the projector is connected to a wired LAN.

USB Display Function

A simple connection to a PC via an ordinary USB cable allows images to be projected without having to switch the monitor output setting on the PC.

(Now compatible with MAC OS)



USB Memory Slide Show

Show images stored on a USB memory device.



Wireless Solution (optional)

Make professional presentations without the untidy cables by using the optional wireless projection set-up.

Monitor and Control Remotely

Avoid countless trips to the projector in large venue set-ups by monitoring and controlling the projector using a PC from a remote location with a LAN cable.

Microphone Input Terminal and Built-in 10W Speaker

You can connect a microphone directly to the projector and utilise its internal speakers for your presentation.



Built-in Speaker

Whiteboard & Blackboard Mode

Images are adjusted to suit the background when projecting onto a whiteboard or blackboard. The projector supports 6 other colour modes: Dynamic, Presentation, Theatre, sRGB (Red Green and Blue), Sports, and Photo.

Flexible and Large Zoom Ratio with 1.6x Zoom Lens

The zoom lens enables the projector to achieve a large screen size with shorter throw distance, cutting down space between the projector and the screen.

INCREASED SECURITY FEATURES

Key Lock

Locks all buttons on the main body, so operation is only possible using the remote controller.

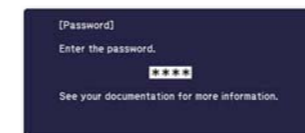
Security Bar

Protects against theft by tying the projector to fixed fittings using a security wire.



Password Protect

Controls who has access to the projector with password requirement via remote controller at start-up.



Kensington Security Slot

Protects against theft by securing the unit using a Kensington Lock.

PARTNERS IN PERFECTION



Document Camera DC-06

With Epson Document Camera DC-06, you can project images directly from text books, journals, manuals and even 3D objects with detailed projection on the screen. It connects easily to the projector via a USB cable without the need for extra power. Highly compact and lightweight, you can easily pack it with the projector when you need to be on the move.

Colour Light Output

- an easy way to evaluate projector colour output

What is Colour Light Output?

Colour Light Output (CLO) is a specification that provides critical information on a projector's ability to deliver colour. Developed by colour scientists using the same approach as White Light Output (Brightness) measurement, Colour Light Output provides the buyer with additional key information about colour.

Does Brightness Measure Colour?

No. Current product specifications such as Brightness (or White Light Output), Contrast Ratio and Resolution give no information regarding a projector's ability to reproduce colour. The existing Brightness specification only measures the total amount of White Light projected. It does not measure colour – in fact, many manufacturers artificially boost brightness by adding white light, which dilutes the projector's colour brightness.

Why is Colour Light Output Important?

Colour Light Output is critically important because it measures the brightness of Red, Green and Blue. Red, Green and Blue create white when combined in the right proportions. They also comprise the input signal that tells your projector how to reproduce colour images. Beautifully balanced colour is possible when bright Red, Green and Blue combine to produce the brightness equal to White. Colour Light Output provides users with an additional way to evaluate a projector and make more discerning buying decisions.

Is Colour Light Output the same in all projectors?

No. There are vast differences in the Colour Light Output of projectors on the market today. Look at the images below from two competing projectors

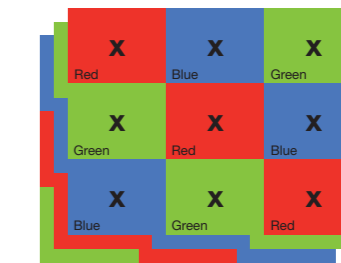


Colour Light Output specification describes the difference in colour between these two projectors.

How is Colour Light Output measured?

X	X	X
X	X	X
X	X	X

Brightness (or White Light Output) measures the total amount of white light projected in lumens on a nine point grid. It does not measure colour.

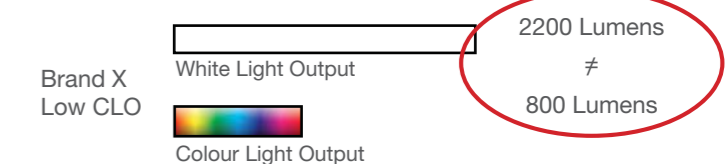


Colour Light Output uses 3 sets of a nine point grid to measure the primary colours - red, green and blue, using the same approach used to measure White Light Output in lumens

How should Colour Light Output be used?

Colour Light Output should be used with White Light Output to provide insight into a projector's overall picture quality. Two things to remember:

1. Select High Colour Light Output.
2. Make sure the Colour Light Output equals the White Light Output.



When selecting a projector ask for the Colour Light Output measurement.

* Actual photographs of images produced by 2 competing projectors run in default mode. Price, Resolution and Brightness (White Light Output) are the same for both projectors.