

▪ Specification

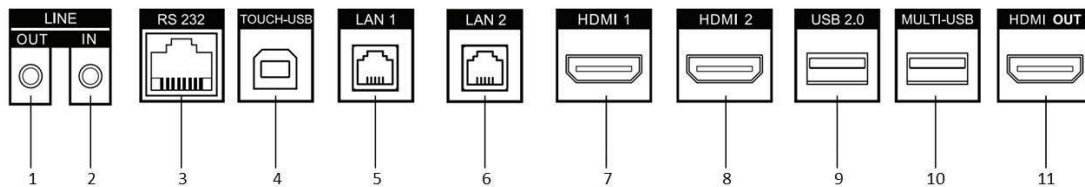
Model		DS-D5B65RB/A
Product Model	Product Model	DS-D5B65RB/A
Display	Screen Size	65 inch LED Backlight
	Backlight	DLED
	Pixel Pitch	0.124(H) × 0.372(V) mm
	Resolution	3840 × 2160 @60 Hz
	Brightness	350 cd/m ²
	Color Depth	10 bit
	Contrast Ratio	1200: 1 (Typ.)
	Response Time	6 ms
	Color Gamut	90% NTSC (CIE1931) (Typ.)
	Refresh Rate	60 Hz
	Viewing Angle	178°(H)/178°(V)
	Built-in System	Operation System
Processor		4-core A73 × 2 + A53 × 2, 1.5 GHz
Memory		3 GB
Built-in Storage		32 GB
NIC		Built-in 100 Mbps NIC, supporting routing
Touch	Type	Infrared touch screen
	Glass	AG smooth glass
	Touch Point	20 point multi-touch
	Touch Response Time	< 10 ms
	Touch Precision	±1 mm (≥ 90% touching area)
	Touch Craft	Full paste
Internal Function	Loudspeaker	Built-in 2 × 16 W loudspeaker
	Bluetooth	Built-in BLE (Bluetooth Low Energy) module supports Bluetooth 5.0 and previous version.
Interface	Video & Audio Input	HDMI IN × 2, MAX 4 K @ 60 Hz, LINE IN × 1
	Video & audio output	HDMI OUT × 1, MAX 4K @ 60 Hz; LINE OUT × 1
	Control interface	RS-232 × 1
	Network Interface	RJ45 (100Mbps ports) × 2
	Data	2 USB on front panel , 2 USB on rear panel

	Transmission Interface	
Power	Power Consumption	< 250 W (full load)
	Standby Consumption	0.5 W
Working Environment	Working Temperature	0 °C~40 °C
	Working Humidity	10%~90% RH
General	Power	AC 100 V~240 V, 50/60 Hz
	Product dimensions	1507 × 905 × 86 mm
	Package Dimensions (W × H × D)	1687 x 1061 x 234mm
	Net Weight	39.86 kg
	Gross Weight	50.19 kg

▪ Available Model

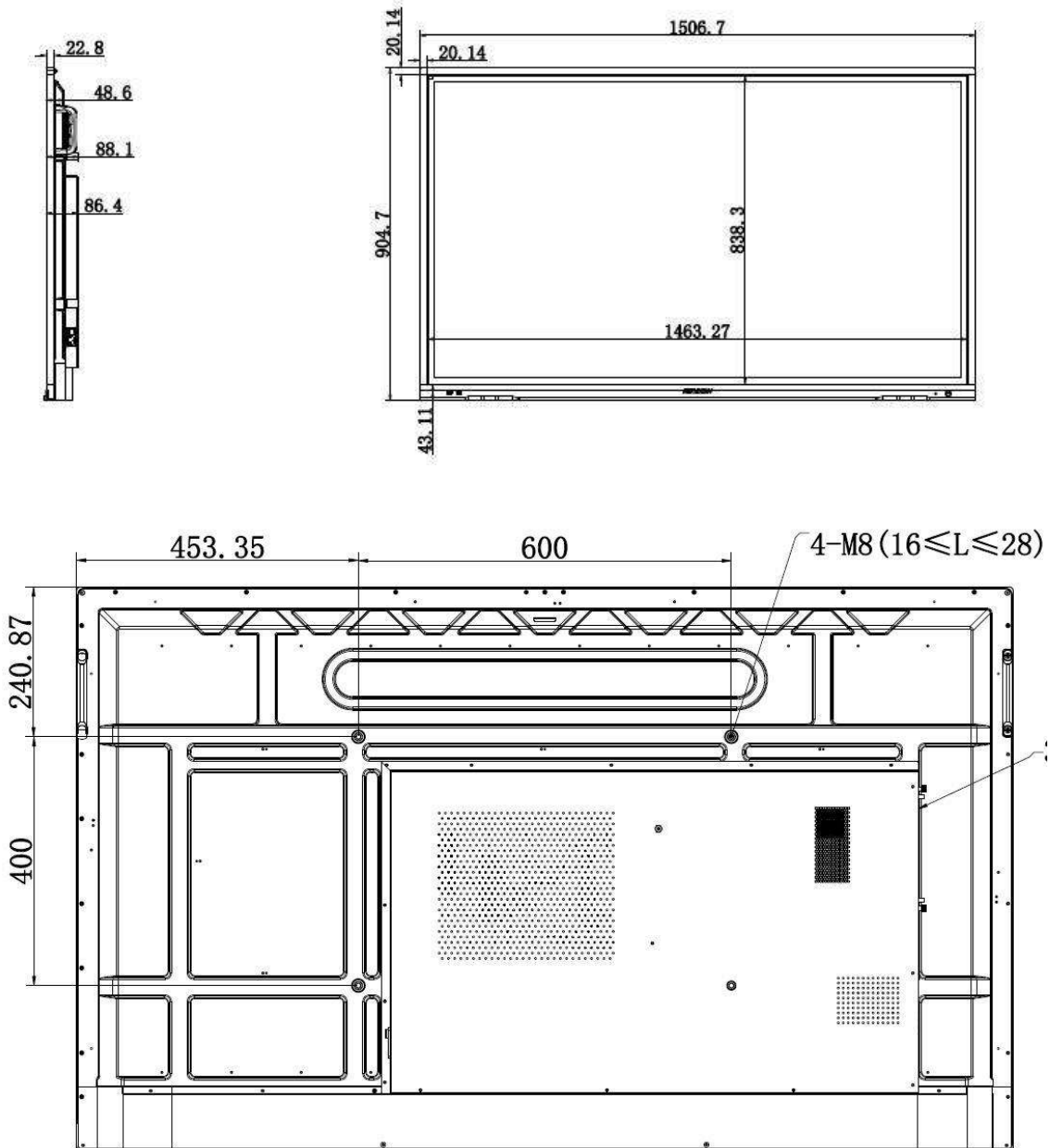
DS-D5B65RB/A(海外标配)(样机),

▪ Physical Interface

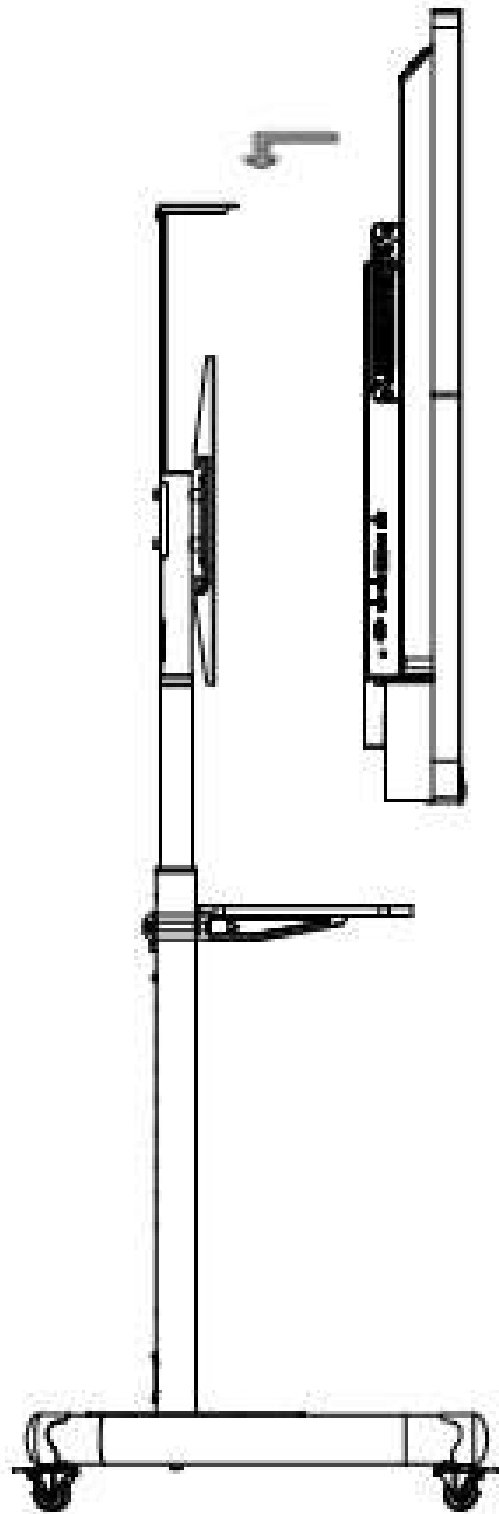


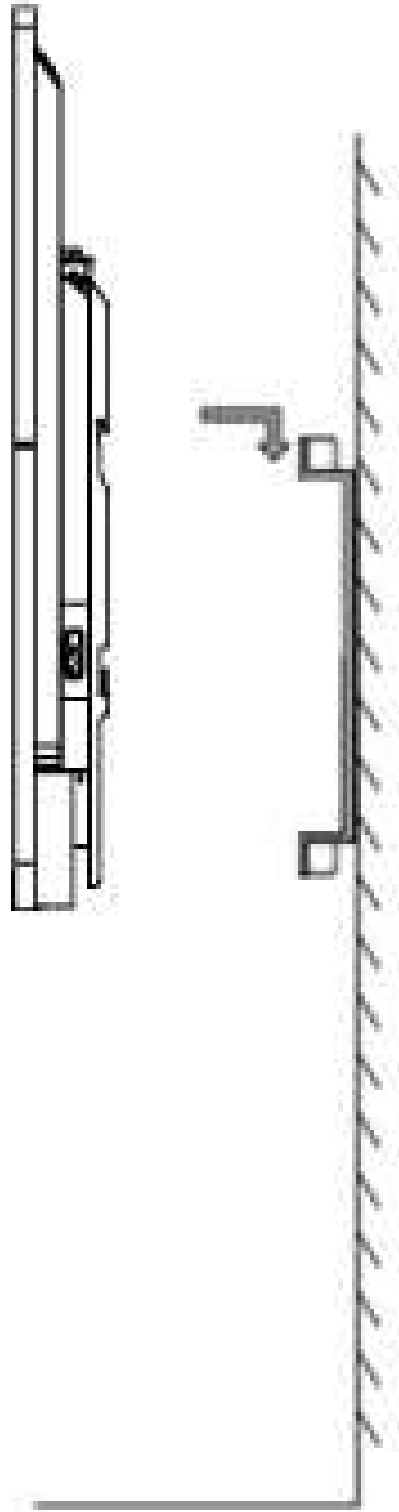
接口	说明	接口	说明
1.LINE OUT	Earphone Interface	2.LINE IN	Audio Input Interface
3.RS-232	RS-232 Serial Port	4.TOUCH-USB	Peripheral Touch Interface
5.LAN 1	Ethernet Interface 1	6. LAN 2	Ethernet Interface 2
7.HDMI 1	HDMI1 Input Interface	8.HDMI 2	HDMI2 Input Interface
9.USB 2.0	USB 2.0 Interface	10.MULTI-USB	Multi-function USB Interface
11.HDMI OUT	HDMI Output Interface		

▪ Dimension



▪ Installation





The rear should be installed on the hook holes

